

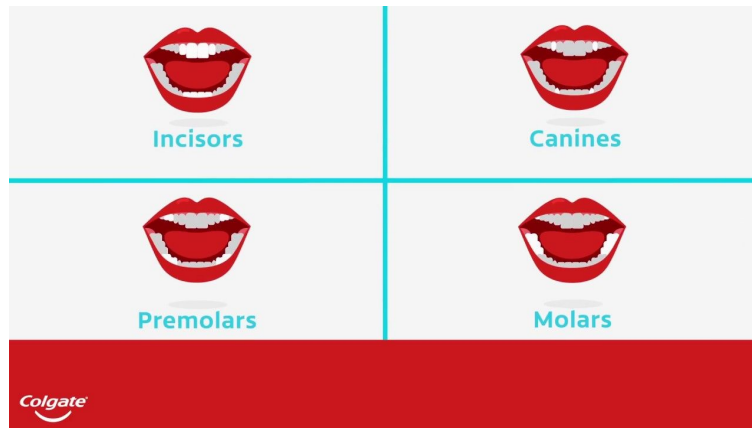
Grade 9: Lesson 2

Science Concept: Mammalian Dentition

Welcome back everybody! This week we are going to be taking a detailed look at mammalian dentition, or in simpler terms, everything about teeth!

Fun Fact

- There was once a custom in the middle ages where kissing a donkey was thought to heal a toothache. Isn't it strange how times have changed?
- Teeth are unique just like your fingerprints. Even identical twins don't have identical teeth.



Learning Points

This week's video mostly covers all you need to know about teeth, but there are a few key points that were left out. Here is where you'll find them!

- * The number and shape of an organism's teeth depends on its diet:
 - Herbivores have sharp, chisel shaped teeth to cut their food and rigid teeth to grind their food. Their teeth grow back at the same rate that they wear away.
 - Carnivores have sharp, pointed canines to rip and tear flesh. Their teeth never stop growing and never wear away.
 - Omnivores possess both.

- * Dental formula describes the number of each type of teeth in terms of the number of pairs present in the upper jaw and lower jaw. The dental formula for a human adult is $i2/2, c1/1, pm2/2, m3/3$. These letters stand for incisors, canines, premolars and molars.
- * The crown is the part of the tooth that you can see above the gum
- * The pulp cavity can sometimes be referred to as simply “the pulp”
- * Adult teeth are better known as permanent teeth
- * Milk teeth are also known as temporary or baby teeth.
- * You should get a dental check-up twice a year; more specifically, every six months.

Supplementary Teaching Video Link:

Right below you shall find a short video explaining our topic for today.

<https://www.brainpop.com/health/bodysystems/teeth/>

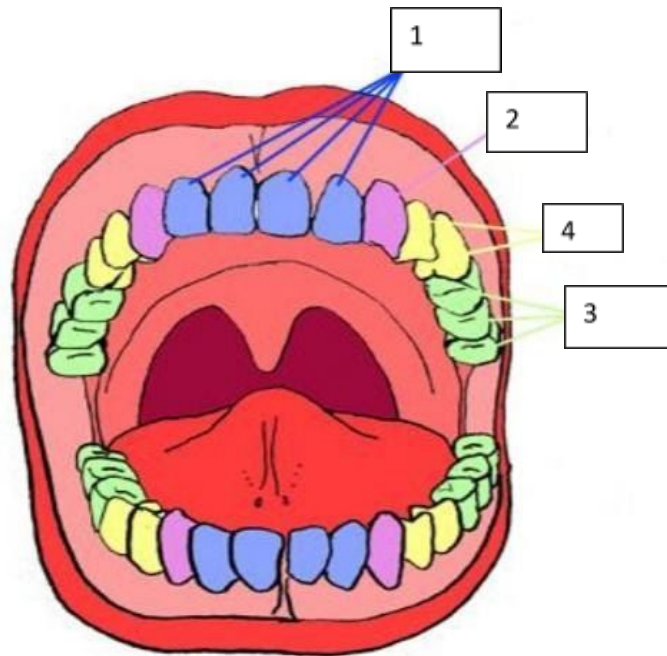
Science Concept Reinforcement Questions:

Now that you’ve watched this week’s video, and read the learning points, you guys are going to answer these simple questions to see how much you remember.

1. How many teeth do babies and small children have?
2. How many sets of teeth do we have in our lifetime?
3. Name the sets of teeth we have in our lifetime.
4. How many teeth do adults have?
5. What is contained in the pulp cavity?
6. What attaches the teeth to the jawbone?
7. What tough substance covers the crown?
8. Why is it important to care for your teeth?
9. Other than brushing and flossing, list two ways we can care for our teeth.





Supplementary Concept Reinforcement Exercise

1. Alright everybody, the first exercise you'll have to do would be to identify the types of teeth in the diagram below.



- 1:
- 2:
- 3:
- 4:

2. Okay students, your next task will be to complete the table below. The diagram above will be able to assist you.

Tooth	Type of Tooth	Number	Function	Structure	Group of Mammal Found
		8		Have two ridges	
			Ripping and tearing	Pointed Long crowns	
	Molar		Crushing and grinding	Have sharp ridges and grooves Have broad surfaces	
		8		-At front of mouth -Have sharp edges -Chisel-shaped	

Scratch Software

Hello students! This week you are going to make an animation discussing different aspects of any of the different kinds of teeth. Be sure to include animal sprites in your presentation!

Scratch Software Walkthrough/Resource Links

We've left some of our usual resources down below to help you with this animation.

<https://www.youtube.com/watch?v=cT-8F3nVqy8>

<https://scratch.mit.edu/discuss/topic/362011/>

<https://junilearning.com/blog/coding-projects/how-to-make-scratch-sprite-move/>