

UNIT 2: ANIMAL KINGDOM: GRADE 1

EXTERNAL PARTS OF ANIMALS

Hello boys and girls! Today we will be learning about the external parts of animals! These are the parts of the animals that you can see and touch. Can you touch your hand? Yes, you can! So, it's an external part!

We will also be finding animals that have similar parts.

Activity 1: Visual identification

Do you know this animal?

This is a cat! It had legs, a tail, mouth, ears, eyes and head.


Cats are very soft, that's because they are covered in fur that keeps them warm! They also have legs and ears, mouth and eyes, tiny nose and a long tail.



Oh my! Now this is a very different looking animal. What animal is this boys and girls?
Yes! It's a fish.

The different parts of the fish are the tail, gills, mouth, fins and eyes.

Fishes live in water so they have different parts from cats. They have gills that help them breathe underwater. Their tail helps them to swim as well as their fins. Their bodies are covered in scales.



Now what is this?
Indeed, it's a bird!

A bird has a tail, beak, feet, wings and eyes.

Birds fly in the sky so they have feathers and wings!
They are covered with feathers and that helps them fly
when they flap their wings! Their beaks are like their
mouths and their sharp claws help them hold onto
trees!







Supplementary teaching video link.

Let's learn about the different parts and some similar animals through this video!

<https://youtu.be/szEzGwsdwmq>

Supplementary concept reinforcement exercise.
Write the name of the part and what animal It's from!

PICTURE	PART	ANIMAL
		
		
		
		

Reinforcement Science concept questions

1. Name an animal with scales _____
2. What animal had four legs? _____
3. Do fishes have noses or gills? _____
4. What are cats covered with? _____
5. Does a fish have legs or a tail? _____

Scratch software assignment

Create an animation of animals displaying their different external body parts and insert animals with similar body parts and make them friends!

Use this link to help you insert sound to your animation on scratch

<https://youtu.be/qfKACkdxAVc>