

LESSON NOTES

We recommend 10 - 15 minutes per class per day

Review lessons as often as you need to

Repeat quizzes as often as you need to

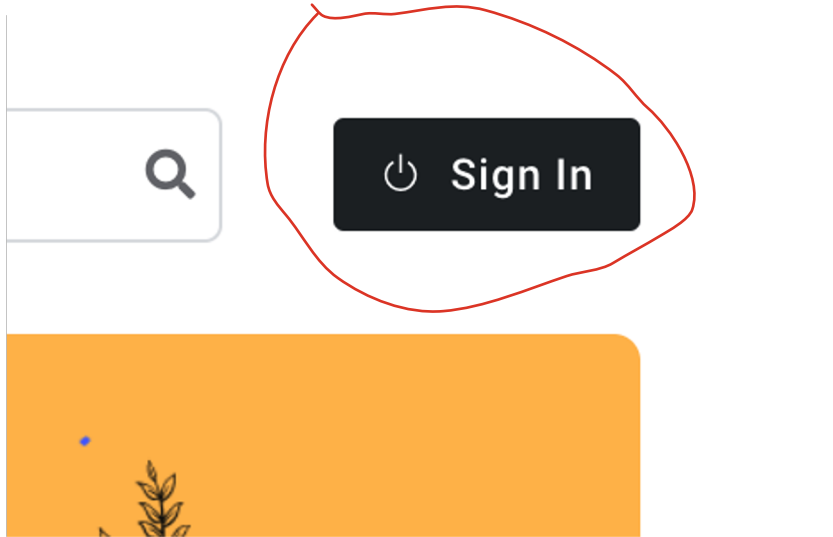
When you pass quizzes with at least 75%, a new lesson opens

PLEASE DO NOT MAKE THESE LESSONS A PUNISHMENT

Parents will be notified via SMS if lesson is open but student is idle (surfing another page)

GO TO...

<https://www.pathwayonline.academy>



Step 1

Login into the LMS

User Name *

Password *

Remember me

[Forgot password?](#)

Don't have an account? [Signup here](#)

Step 2

WELCOME SCREEN

Welcome, Paul!

Together, we'll achieve your dreams

Go to dashboard →

Step 3

Step 4 - Opens Your Daily Schedule



0
Total Courses






2
Total Packages



0
New Message

My Learnings


Title	Start Date	End Date	Action
Afterschool Lessons Secondary School (7th - 10th grade) 2.15% 	03 September 2024	03 October 2024	
After-school lessons program (Grades 1 - 6) 0% 	04 September 2024	04 October 2024	Pending

Step 5 -
Your List of
Classes
[click start]



**Afterschool Lessons
Secondary School (7th - 10th
grade)**

2.15%




03 September 2024

03 October 2024



Math - G9

0%



03 September 2024

03 October 2024

[▶ Start](#)

English - G9

6.45%




03 September 2024

03 October 2024

[▶ Start](#)

Science - G9

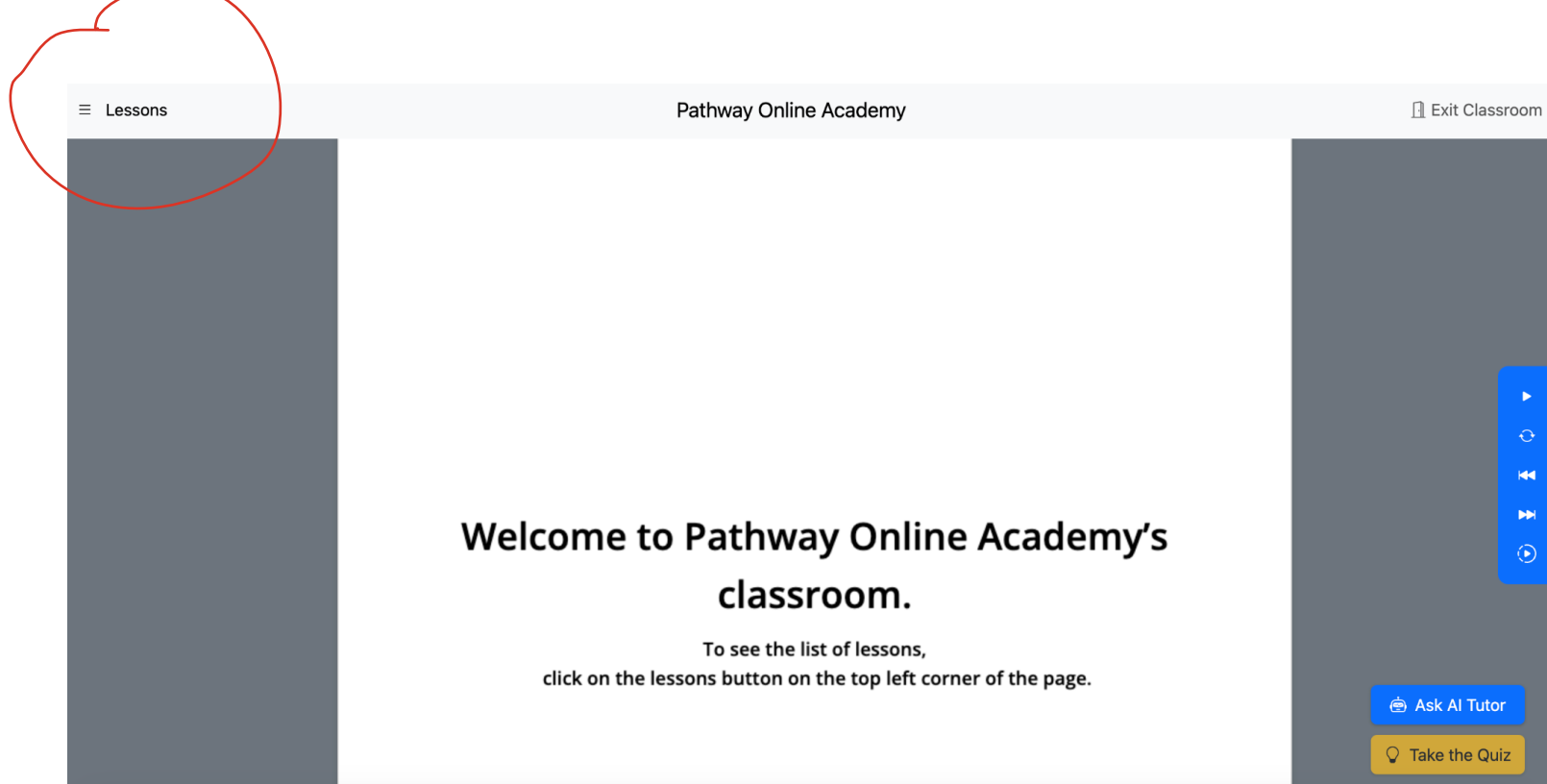
0%



03 September 2024














03 October 2024

[▶ Start](#)



Opens up Your Classroom

Opens up Your Lessons

Lessons	×
Lesson 1: Set-Builder Notation	
Lesson 2: Set-Builder Notation	
Lesson 3: Set-Builder Notation	
Lesson 4: Subsets	
Lesson 5: Intersection and Union of Sets	
Lesson 6: The value of digits	
Lesson 7: Number Bases	
Lesson 8: Number Bases	
Lesson 9: Number Bases	
Lesson 10: Number Bases	
Lesson 11: Basic Operations	
Lesson 12: Basic Operations	
Lesson 13: Basic Operations	

Pathway Online Academy

Welcome to Pathway Online Academy's classroom.

To see the list of lessons,
click on the lessons button on the top left corner of the page.

Opens up Your Lesson

Lessons Pathway Online Academy Exit Classroom

Grade 9: Lesson 1

Mathematics Concept: Classification of Numbers

Welcome to your very first mathematics lesson for grade 9 everyone! For our first lesson, our topic will be the way we classify numbers. You may be wondering, “how exactly do we classify numbers?” Have no fear my friend, today’s lesson will tell you everything you need to know. Here are the letters that you will need to know:

- W
- N
- Z
- Q
- P
- R

Real Numbers

Rational Numbers Irrational

Ask AI Tutor

Take the Quiz

If you want to have page read

Important Functions of Your Classroom

≡ Lessons Pathway Online Academy Exit Classroom

View videos

Grade 9: Lesson 1

Mathematics Concept: Classification of Numbers

Welcome to your very first mathematics lesson for grade 9 everyone! For our first lesson, our topic will be the way we classify numbers. You may be wondering, "how exactly do we classify numbers?" Have no fear my friend, today's lesson will tell you everything you need to know. Here are the letters that you will need to know:

- W
- N
- Z
- Q
- P
- R

Real Numbers

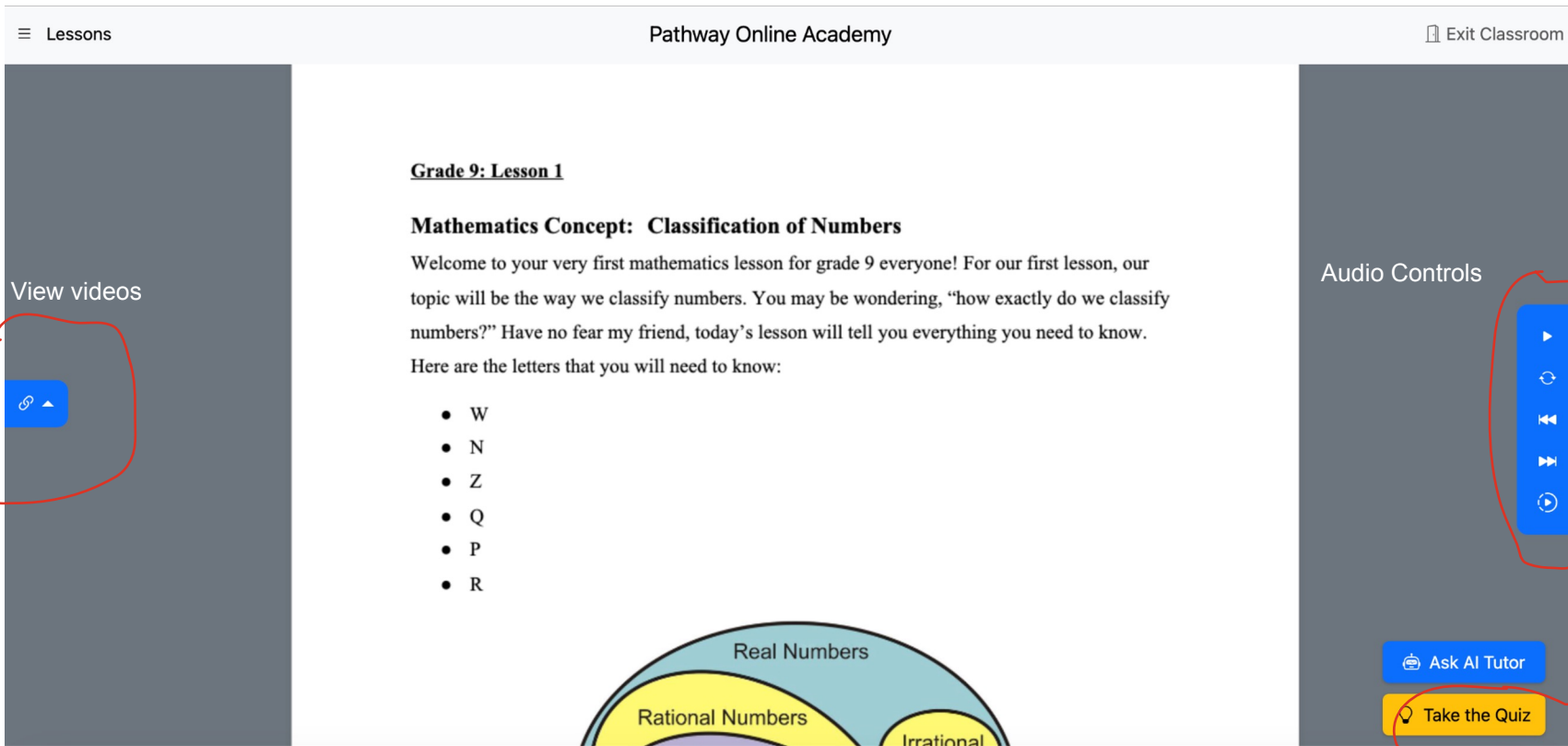
Rational Numbers

Irrational

Audio Controls

Ask AI Tutor

Take the Quiz

The image shows a screenshot of a classroom interface. At the top, there is a navigation bar with a hamburger menu icon, the text "Lessons", the "Pathway Online Academy" logo, and an "Exit Classroom" button with a door icon. The main content area is titled "Grade 9: Lesson 1" and "Mathematics Concept: Classification of Numbers". It contains a welcome message and a list of letters: W, N, Z, Q, P, and R. Below the list is a Venn diagram showing the classification of numbers: "Real Numbers" is the outermost circle, containing "Rational Numbers" and "Irrational". On the left side, there is a dark grey sidebar with the text "View videos" and a blue button with a play icon and a right arrow, circled in red. On the right side, there is another dark grey sidebar with the text "Audio Controls" and a vertical stack of blue playback controls (play, stop, previous, next, full screen), also circled in red. At the bottom right of the sidebar, there are two buttons: a blue "Ask AI Tutor" button and a yellow "Take the Quiz" button with a checkmark icon, both circled in red.